SHEET: COW-A1 (05/2005)

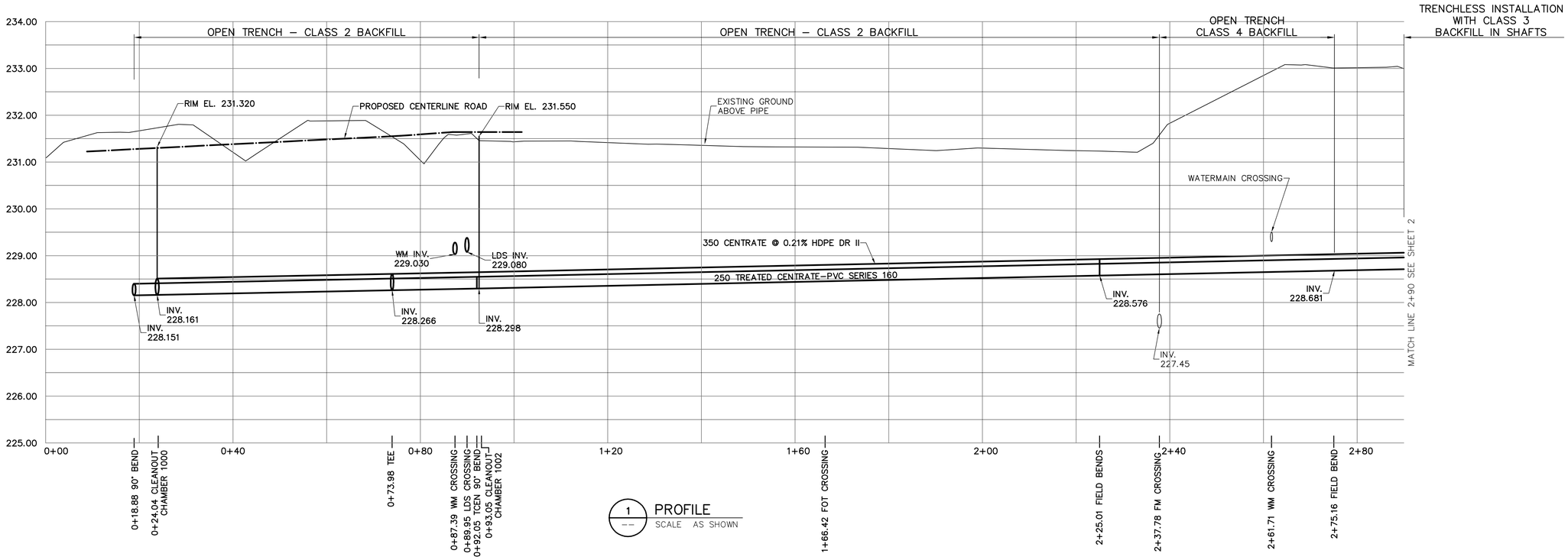

1 PROFILE
SCALE AS SHOWN

AECOM AS-CONSTRUCTED
SIG..... DATE.....

GENERAL NOTES:

A. BASELINE MEASURED DOWN CENTERLINE OF CENTRATE/ TREATED CENTRATE TRENCH.
B. EARTH TECH FIELD BOOK No. 4401
C. LOCATION OF UNDERGROUND STRUCTURES AS SHOWN ARE BASED ON THE BEST INFORMATION AVAILABLE, BUT NO GUARANTEE IS GIVEN THAT ALL EXISTING UTILITIES ARE SHOWN OR THAT THE GIVEN LOCATIONS ARE EXACT. CONFIRMATION OF EXISTING AND EXACT LOCATION OF ALL SERVICES MUST BE OBTAINED FROM THE INDIVIDUAL UTILITIES BEFORE PROCEEDING WITH CONSTRUCTION.
D. PHOSPHORUS REMOVAL FACILITY (BY OTHERS).

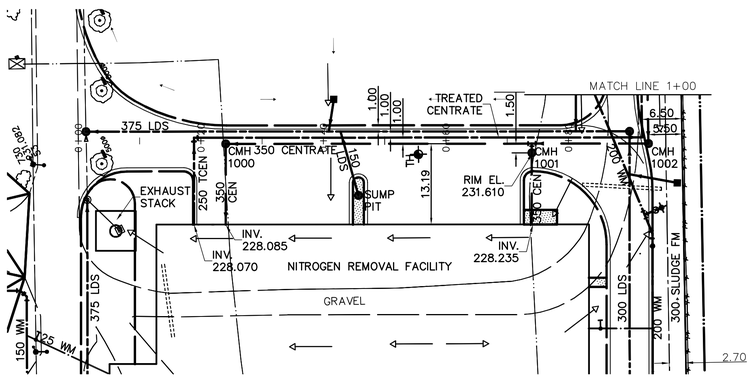

1 PLAN
SCALE AS SHOWN

METRES
0 10 20 30 40 50
SCALE 1:500

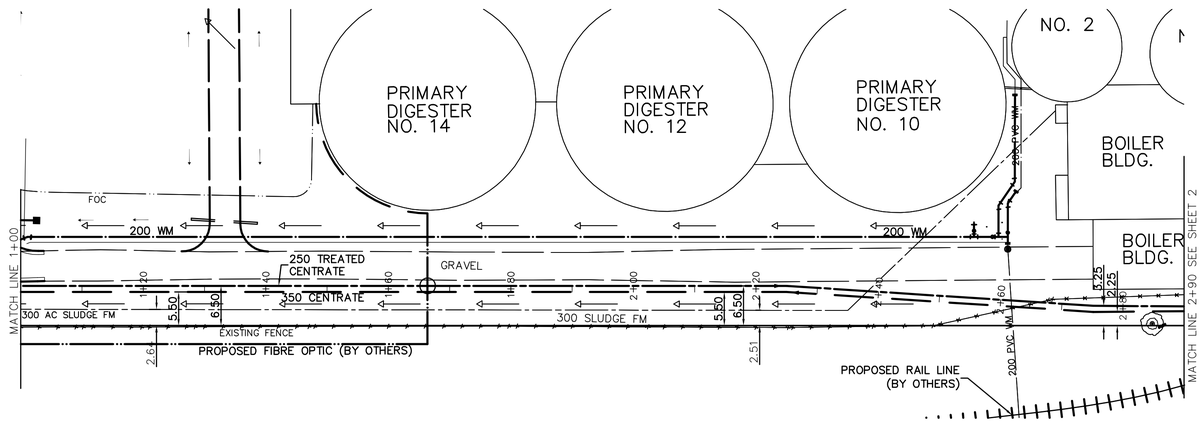

1 PLAN
SCALE AS SHOWN

AECOM

As of January 3, 2009, EarthTech became AECOM Canada Ltd.

150 mm W.M.	WATERMAIN	150 mm W.M.		HYDRO			LIGHT STANDARD	
	HYDRANT			M.T.S.			BOLLARD	B
	VALVE			CONCRETE			FIRE EXTINGUISHER	FE
300mm L.D.S.	LAND DRAINAGE SEWER	300mm L.D.S.		ASPHALT			CURB STOP	
250mm W.W.S.	WASTEWATER SEWER	250mm W.W.S.		PROPERTY LINE			TREATED CENTRATE	
	MANHOLE		TH	TEST HOLES			℄ RAILWAY TRACK	
	CATCH BASIN		232.750	ELEVATION	32.750		DITCH	
	CURB INLET		500ø	TREE			RAS	
	JUNCTIONS			ANODE			WAS	
	CULVERT			CONCRETE SIDEWALK			FW	
	GAS			FENCE			CENTRATE	
EXISTING	LEGEND – PLAN	PROPOSED	EXISTING	LEGEND – PLAN	PROPOSED	EXISTING	LEGEND – PLAN	PROPOSED

APEGM
Certificate of Authorization
AECOM Canada Ltd.
No. 4671 Date: Original dated on: 2006/05/15

B.M. ELEV. 13-027 W. side Main St. on the grounds of the North End Treatment Plant, Tblt. on top of Conc. pit in front of main bldg., 22.3m E. of line of most Ely. wall & 32.8m S. of most Nly. wall of main bldg. (ties to tblt.) ELEV.= 231.261m

NO.	REVISIONS	DATE	BY
02	AS-CONSTRUCTED DRAWING	09/04/06	DEP
01	ISSUED FOR CONSTRUCTION	06/08/30	GLG
00	ISSUED FOR TENDER	06/05/15	FC

EarthTech
A Tyco International Ltd. Company

DESIGNED BY	GSK	CHECKED BY	KWF
DRAWN BY	FC	APPROVED BY	JEH
SCALE:	HOR: 1:500 VERT: 1:50	RELEASED FOR CONSTRUCTION BY:	K. MARTENS
DATE	2006/01/16	DATE	2006/05/15

ENGINEER'S SEAL
ORIGINAL SIGNED BY
K.W. FITCHETT
2006/05/15

CONSULTANT DRAWING NO.
C4.01

Winnipeg
THE CITY OF WINNIPEG
WATER AND WASTE DEPARTMENT
ENGINEERING DIVISION

NEWPCC CENTRATE NUTRIENT TREATMENT
NITROGEN REMOVAL FACILITY

CITY FILE NUMBER
SHEET OF

CIVIL
CENTRATE FEED LINE AND TREATED CENTRATE RETURN LINE–PLAN AND PROFILE–SHEET 1

CITY DRAWING NUMBER
1-0101C-C0006-001-02

L:\WORK\66000\66303CEN\02A-CAD\ALL\SUBMISSION\RECORD\NITROGEN\AS-CONSTRUCTED DWG\CIVIL\1-0101C-C0006-001-02D.DWG